

home|remodeling

CAPE COD, THE ISLANDS & THE SOUTH COAST

SPRING 2009

6 *Complete
Kitchen
Makeovers*

including
Homeowner's
Resource
Guide

*Little Houses
with Big Views*

*A Cape Cod
LANDSCAPE REMADE*

Spring 2009 Issue \$4.95

\$4.95US \$5.95CAN

91



www.homeremodelingmag.com

Using White *To Wow*

CLASSIC WHITE CABINETRY CREATES A CAPE FEEL IN THESE KITCHENS.

BY: RACHEL ARROYO

OSTERVILLE PROJECT

DESIGN: COMPLETE HOME CONCEPTS | BUILDER: MID-CAPE HOME CENTERS | PROFESSIONAL PHOTOGRAPHY: DAN CUTRONA

FALMOUTH HEIGHTS PROJECT

DESIGN & BUILD: BAYSIDE KITCHEN & BATH | PROFESSIONAL PHOTOGRAPHY: JENNIFER ELDREDGE STELLO

SANDWICH PROJECT

DESIGN & BUILD: LEWIS & WELDON | PROFESSIONAL PHOTOGRAPHY: DAN CUTRONA

Most of the living nowadays isn't done in the living room. It is the kitchen that is the hub of the home. That's why it is so important for this high-traffic living space to fit the individual needs of every homeowner and family. Here are three kitchen-remodeling projects by three different designers that all utilize a classic element—white cabinetry; each meet the challenge of staying unique and fresh, while also staying true to the needs and style preferences of the homeowners.


DETAILS MAKE THE DIFFERENCE


“Our kitchen was about 12 years old when we felt we needed an update,” says Jim Langway about he and his wife Ellie’s second home. The floors needed to be redone and the style needed a makeover. “The kitchen had no color, no pizzazz

to it,” says Ellie. Since Judy Keenan of Mid-Cape Home Centers’ Complete Home Concepts had redone their master bathroom a year before, they knew just who to ask, as Ellie puts it, “to take the hassle out” of planning and executing a full kitchen remodel.

“I like trying to accomplish creating a design that the customer really likes and that meets all their needs and is functional at the same time,” says Keenan, who was the head designer on the project. Through daily communication, Keenan and the Langways were able to come up with a kitchen design concept that was warm and elegant with just a smidge of

The Langways selected glaze in a warm hue called Hazelnut for the cabinetry and then kept things monochromatic with similar shades in the granite countertop and tile backsplash.





Osterville

Mediterranean flavor and lots of great details.

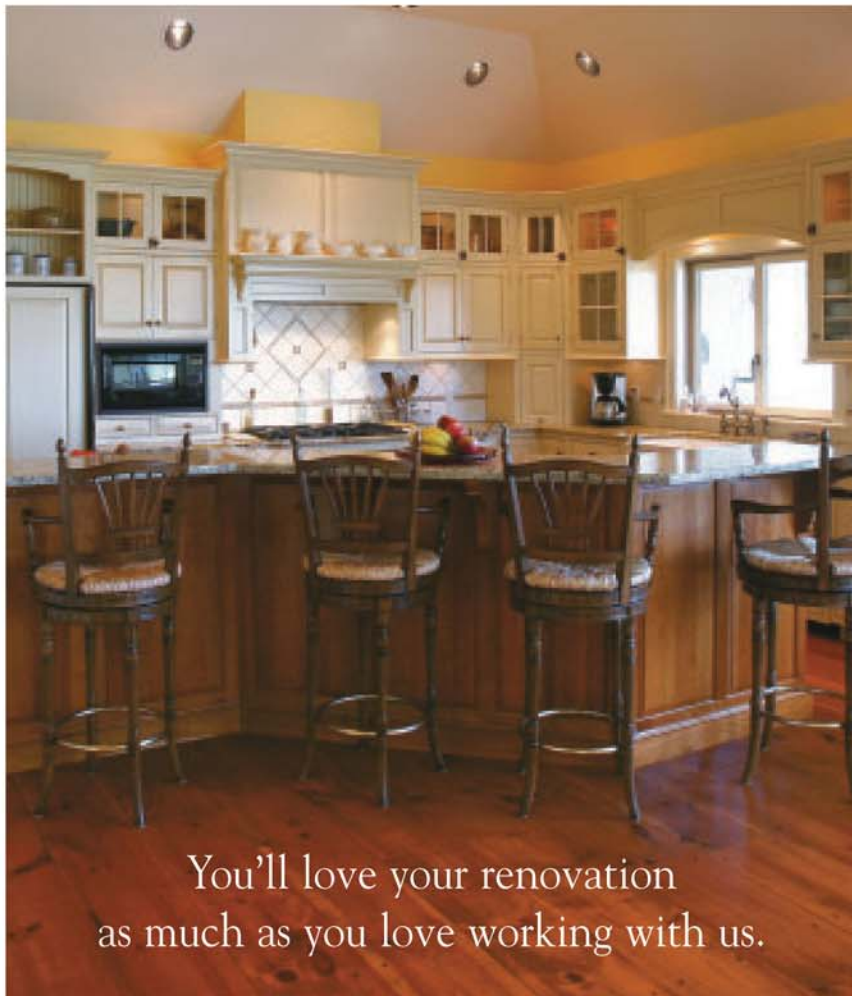
"I like the molding application," cites Keenan as her favorite part of the kitchen remodel. This detail might, at first, go unnoticed in light of the many other great features within the kitchen, but it effortlessly conducts the flow of the design from one side of the room to the other, grounding the cabinetry to form a very finished look.

The molding was a major upgrade from the original space-stealing soffits that bulged from the ceiling. Another serious upgrade was the cabinetry, which was Jim's favorite part of the kitchen redesign. "They are very functional. They close easily. And they create separate work areas in the kitchen."

The new cabinetry provides more storage as well as a welcomed departure from the bright white cabinetry that was there before. "We wanted a glaze for the look because we wanted something a little different," Ellie says of the warmer shade of white. The maple Dynasty Omega custom cabinetry with a Mandalay door style has a "thick" hazelnut glaze. "I asked them to come back and glaze it a little heavier," recounts Ellie. "I knew what I wanted."

For contrast, the cabinetry built into the kitchen island is an even darker, warmer shade of white—a cocoa stain with a coffee glaze. The island, since it is at the center of the kitchen, will no doubt, also be at the center of group entertaining. Knowing this, Ellie says, "We wanted a functional island. The kitchen [now] has become the family room where we [entertain] our 9 grandchildren and company." The old, irregularly shaped island had a cook stove that left no room for family and friends. Now, "We can set up buffet tables at cookouts," states Ellie. And with many great features built into the granite island, such as the GE double-drawer refrigerator and a combination

.....
This island is a multi-tasker; buffets are laid out for entertaining, high-backed stools are pulled up for snacking and functional components include refrigeration and warming drawers and a microwave/convection oven.



You'll love your renovation
as much as you love working with us.

REMODELING • CUSTOM CONSTRUCTION • PAINTING • PROPERTY MANAGEMENT



It's not just our 37 years of experience and competence, it's our relationships with our customers that have made us one of the Cape's most successful full-service building companies.

Cape Associates, Inc.
BUILDERS • PAINTING • SERVICES

A FULL SERVICE BUILDING COMPANY

www.capeassociates.com

345 Massasoit Road
North Eastham, MA
508.255.1770

3223 Main Street
Barnstable, MA
508.362.9770